



**Japan-in-a-Suitcase  
Teacher Materials**

**Kamishibai:  
Traditional Japanese  
Storytelling**

# **Kamishibai: Traditional Japanese Storytelling**

## **Presentation Agenda**

1. PowerPoint Presentation (10 minutes)
  - Greeting and self-introduction
  - General information about Japan
  - Practice some Japanese words
  
2. Kamishibai Presentation (15 minutes)
  - Storytelling (Kamishibai)
  - Review of the story
  
3. Activities (15 minutes)
  - Origami (Dog face)
  
4. Closing (5 minutes)
  - Q and A
  - Practice Good-bye in Japanese

Presentation will be conducted through virtual live stream in Spring 2021.

## Japanese Greetings and Words

### Greetings:

English	Japanese	Pronunciation	Japanese Writing
Good Morning	Ohayo	Oh-hah-yoh	おはよう
Hello, Hi	Konnichiwa	Kohn-nee-chee-wah	こんにちは
Thanks	Arigato	Ah-ree-gah-toh	ありがとう
Good Bye	Sayounara	Sah- yoh-nah-rah	さようなら

### Key words from the presentation:

English	Japanese	Pronunciation	Japanese Writing
Picture-card show	Kami Shibai	Kah-mee-shee-byee	かみしばい
Japan	Nihon/ Nippon	Nee-hohn/ Neep-pohn)	にほん/ にっぽん
Japanese traditional clothes	Kimono	Kee-moh-noh	きもの
Folding paper craft	Origami	Oh-ree-gah-mee	おりがみ
Rock-paper-scissors	Jan-Ken-Pon	Jahn-kehn-pohn)	じゃんけんぽん
Rock	Gu	Goo	ぐー
Scissors	Choki	Choh-kee	ちょき
Paper	Pa	Pah	ぱー


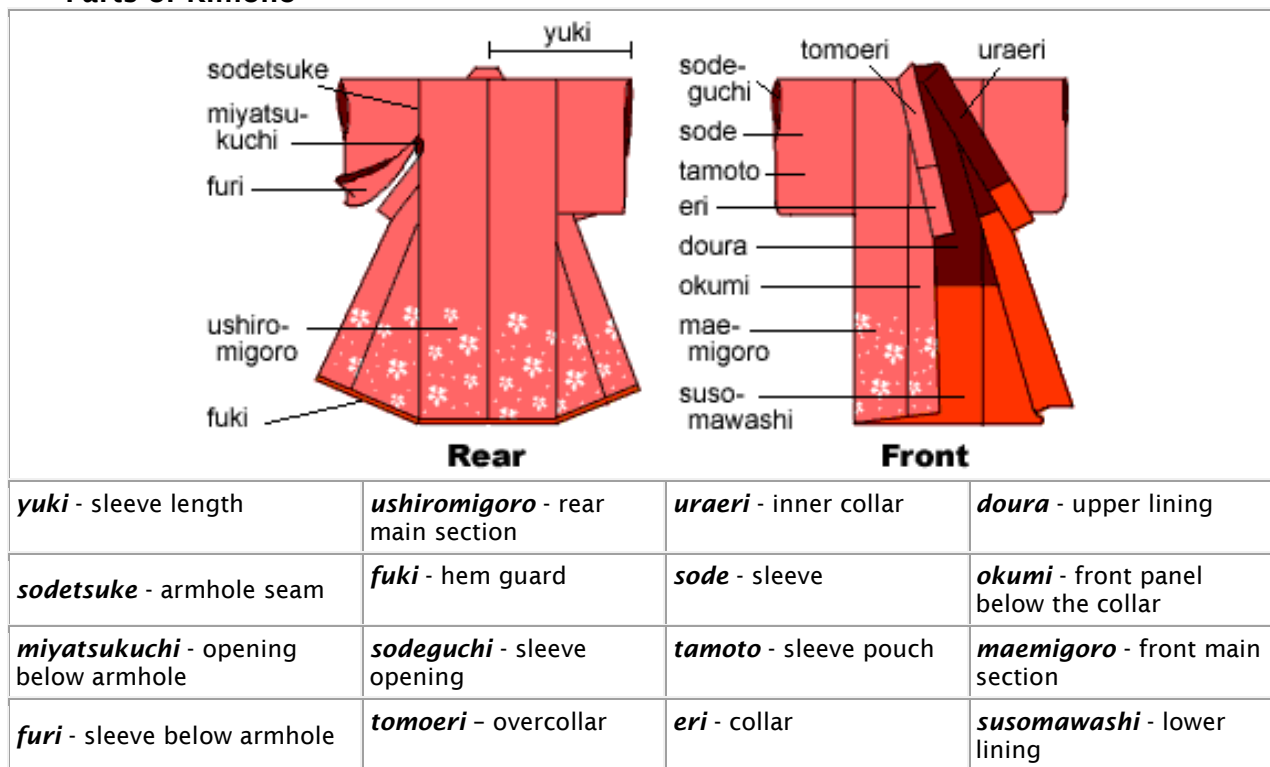
# Kimono

## Traditional Japanese Clothing Types

The traditional forms of Japanese clothing are in general called *wafuku*. Traditional Japanese clothing can be broken down into the following categories:

- Kimono - basic Japanese garment (literally, “clothing” or “things to wear”)
- Yukata - summer kimono
- Nagajuban - undergarments
- Accessories - obi, shoes, socks, etc.
- Haori - short silk jackets
- Michiyuki - Overcoats
- Hakama - Japanese pants
- Uchikake - most formal kimono
- Shiro-maku - wedding kimono


### Parts of Kimono



### When you wear Kimono...

For both men and women, always wrap the right side of the kimono over the body, then overlap it with the left side. Right on top of the left is only used to dress a corpse for burial.

## Book Recommendation



### [ Kamishibai Man ]

Author ; Allen Say

Published ; 2005

Grade ; 3<sup>rd</sup> - 5<sup>th</sup>

The Kamishibai man used to ride his bicycle into town where he would tell stories to the children and sell them candy, but gradually, fewer and fewer children came running at the sound of his clappers. They were all watching their new televisions instead. Finally, only one boy remained, and he had no money for candy. Years later, the Kamishibai man and his wife made another batch of candy, and he pedaled into town to tell one more story--his own. When he comes out of the reverie of his memories, he looks around to see he is surrounded by familiar faces--the children he used to entertain have returned, all grown up and more eager than ever to listen to his delightful tales.

Using two very different yet remarkable styles of art, Allen Say tells a tale within a tale, transporting readers seamlessly to the Japan of his memories.

## Useful Websites

### **Teachers:**

[www.jnto.go.jp](http://www.jnto.go.jp)

Excellent teacher resource. Contains information on geography, language, population, history, culture, tradition, events, amusement, food, etiquette, current events and more. Also Supports wonderful photo galleries.

<http://www.askasia.org/teachers/>

Many resources for teachers teaching Asian subjects grades K-12, including lesson plans and current essays on Asian culture.

<http://aboutjapan.japansociety.org>

New interactive website for educators, featuring lesson plans, essays and annotated hands-on material for in-class use.

<http://www.japantimes.co.jp/>

The Japan Times is a free news source that offers many resources for both teachers and students about modern Japan.

[www.bento.com](http://www.bento.com)

Information on food (food culture, recipes, and what's new in Japanese restaurants for select areas.

<http://spice.stanford.edu/docs/147>

Annotated lists of recommended websites about Japan arranged by topic. Provided by the National Clearinghouse for U.S.–Japan Studies

### **Students:**

<http://www.origami-club.com/en/>

Lots of origami ideas with animated instructions

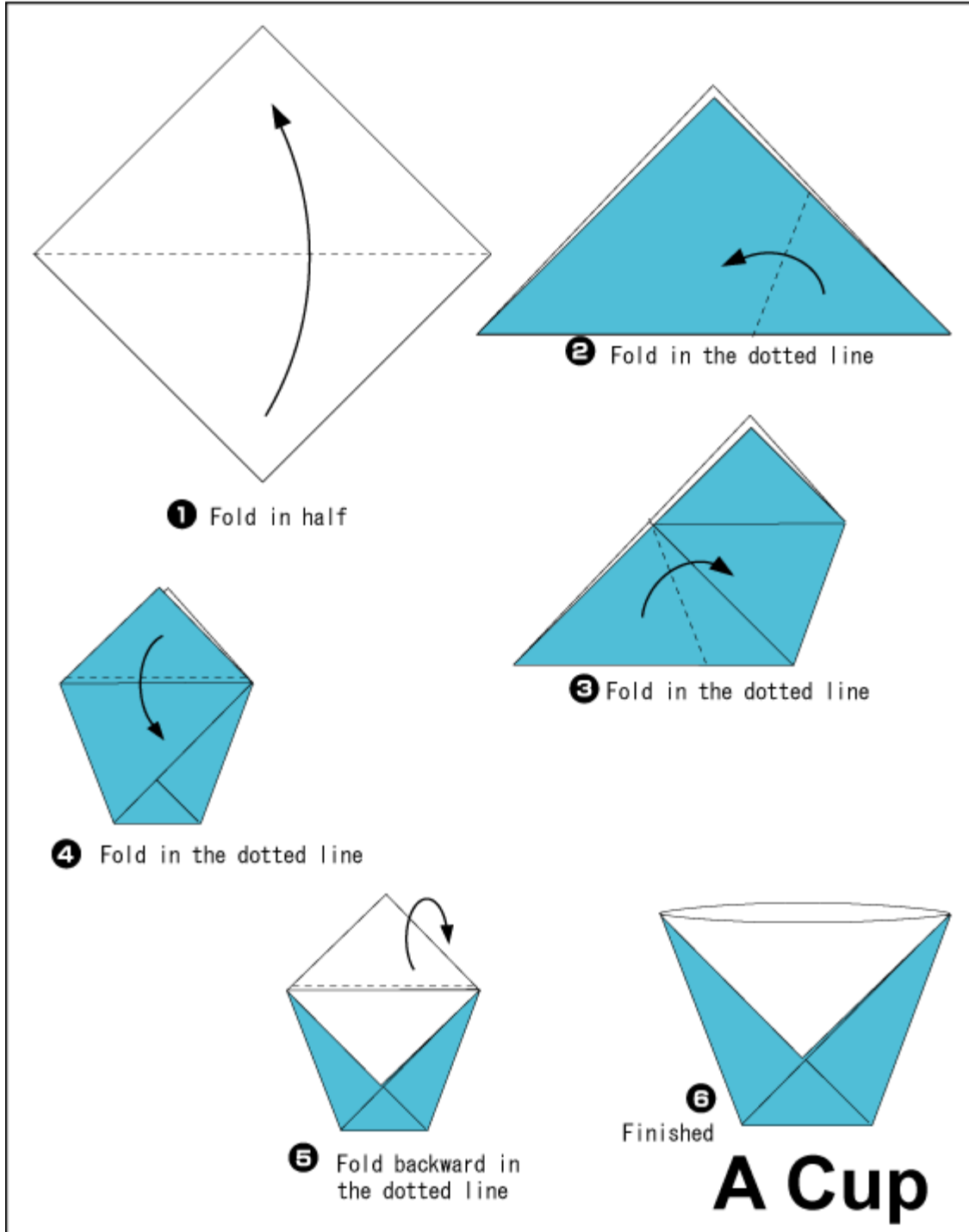
<http://web-japan.org/kidsweb/>

Fun interactive activities and the latest “cool” things from Japan

# Origami Instruction

(We won't make this origami in our presentation, this is only for your information)

## Skill Level - Beginner



# Additional Origami Instructions

(We won't make this origami in our presentation, this is only for your information)

## Skill Level - Intermediate

**1** Fold in half

**2** Fold in half

**3** Open the ⇨ part

**4** Flatten the space

**5** Turn over

**6** Open the ⇨ part like fig 3

**7** Fold in the dotted lines to meet the center line

**8** Fold backward in the dotted lines

**9** Fold in the dotted lines

**10** Fold backward in the dotted lines

**11** Tuck them into the pockets

**12** Blow up from ↑

**13** Finished

# A Balloon

\*Traditional  
Diagram: Fumiaki Shingu



# Map of Japan



<http://worldatlas.com/webimage/countrys/asia/jp.htm>

